

GEOVENT HOSE REEL GTE - 5, 7.5, 10 or 15 m



TECHNICAL SPECIFICATION

Dimensions	5, 7.5, 10 or 15 m in Ø80 - Ø200 mm
Temperature range	Up to 150 °C - temporarily to 170 °C
Power Supply	230 V / 50 - 60 Hz
Power Consumption	170 W
Frequency	433 MHz
Protection	IP 20 (dry rooms)
Lift capacity	About 25 kg
Weight	39 - 44 kg
Special roll	Available in Ø200 mm, width 1400 mm
	Extended version with width 1400 mm with 15 m hose.
Accessories	Switch for automatic start/stop - 04-293

DESCRIPTION

The Geovent Hose Reels GTE is used for the extraction of exhaust gases, welding smoke, etc. The advantage of using this principle, is that an extraction hose is always available and rolled out hoses do not take up space on the floor.

The Reel is produced in one width (100mm) and it fits on both Ø80, Ø100, Ø125 and Ø150 mm in lengths up to 15 m.

The Hose Reel GTE is a sturdy, yet light construction, consisting of galvanized and powder enameled parts, which ensures a long service life.

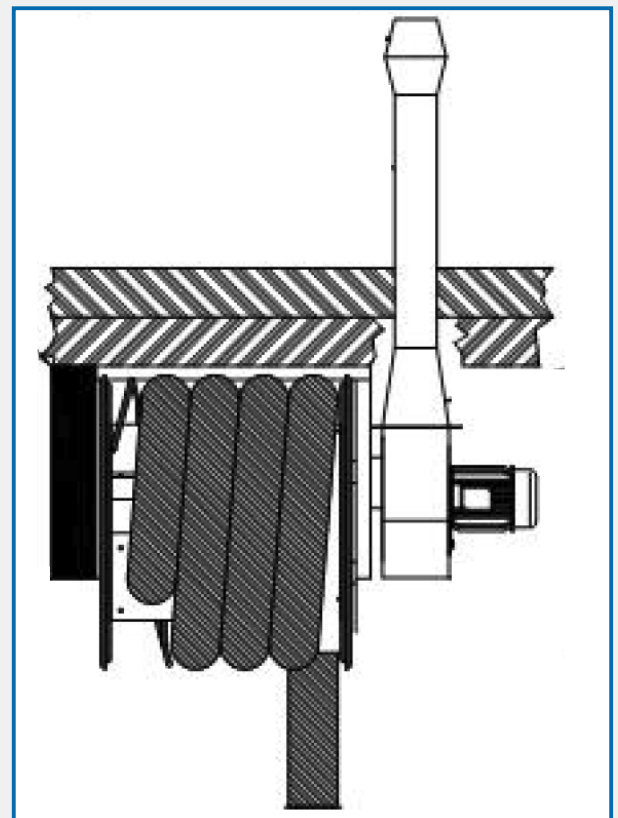
A spherical ball bearing make trouble-free and easy operation.

The Geovent Hose Reels is practically maintenance-free. However, the various moving parts have to be controlled for wear and correct mounting regularly.

FEATURES

- Painted parts: Side panels on the drum is as standard powder painted gray RAL 7015
- Galvanized parts: Drum, cover, bracket and all nuts and bolts are galvanized
- Hose: Exhaust hose with nylon spiral. The hose can be crossed to a certain extent.
- Special hoses on request (please contact us for more details).

ADDITIONAL PICTURE



AES OFFER INSTALLATION AND SERVICE SUPPORT FOR ALL EQUIPMENT

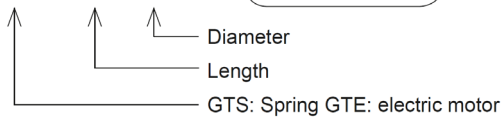
GEOVENT HOSE REEL GTE - 5, 7.5, 10 or 15 m

PART CODES

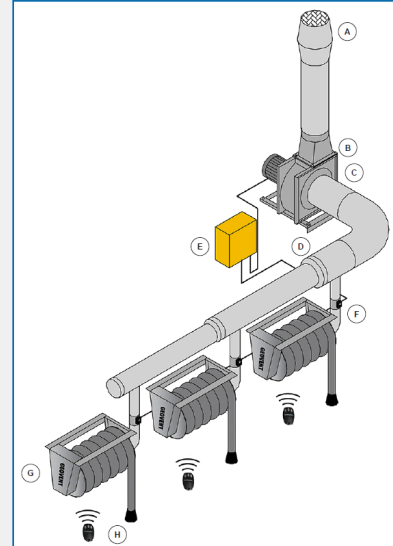
Part Code	Description
04-714	GTE-1000-05-080
04-715	GTE-1000-07-080
04-716	GTE-1000-10-080
04-717	GTE-1000-05-100
04-718	GTE-1000-07-100
04-719	GTE-1000-10-100
04-720	GTE-1000-05-125
04-721	GTE-1000-07-125
04-722	GTE-1000-10-125
04-723	GTE-1000-05-150
04-724	GTE-1000-07-150
04-725	GTE-1000-10-150
04-730	GTE-1400-15-100
04-731	GTE-1400-15-125
04-732	GTE-1400-15-150
04-735	GTE-1400-05-200
04-736	GTE-1400-07-200
04-737	GTE-1400-10-200
04-738	GTE-1400-15-200

GTS -05-080

Legend



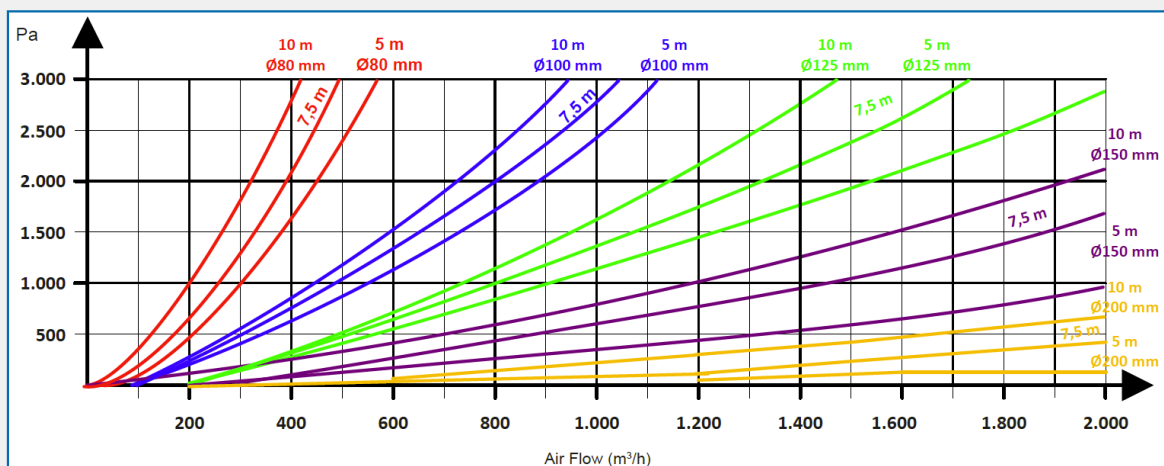
HOSE REEL INSTALLATION EXAMPLE



A	Outlet with jet hood
B	Outlet flange
C	Fan MSFG
D	Wall mounting bracket
E	Start/stop control LWS
F	Quick turning damper Ø160
G	Hose Reel GTE
H	Rubber Nozzle

OPTIONAL Start/stop switch for fan and open/close motor damper

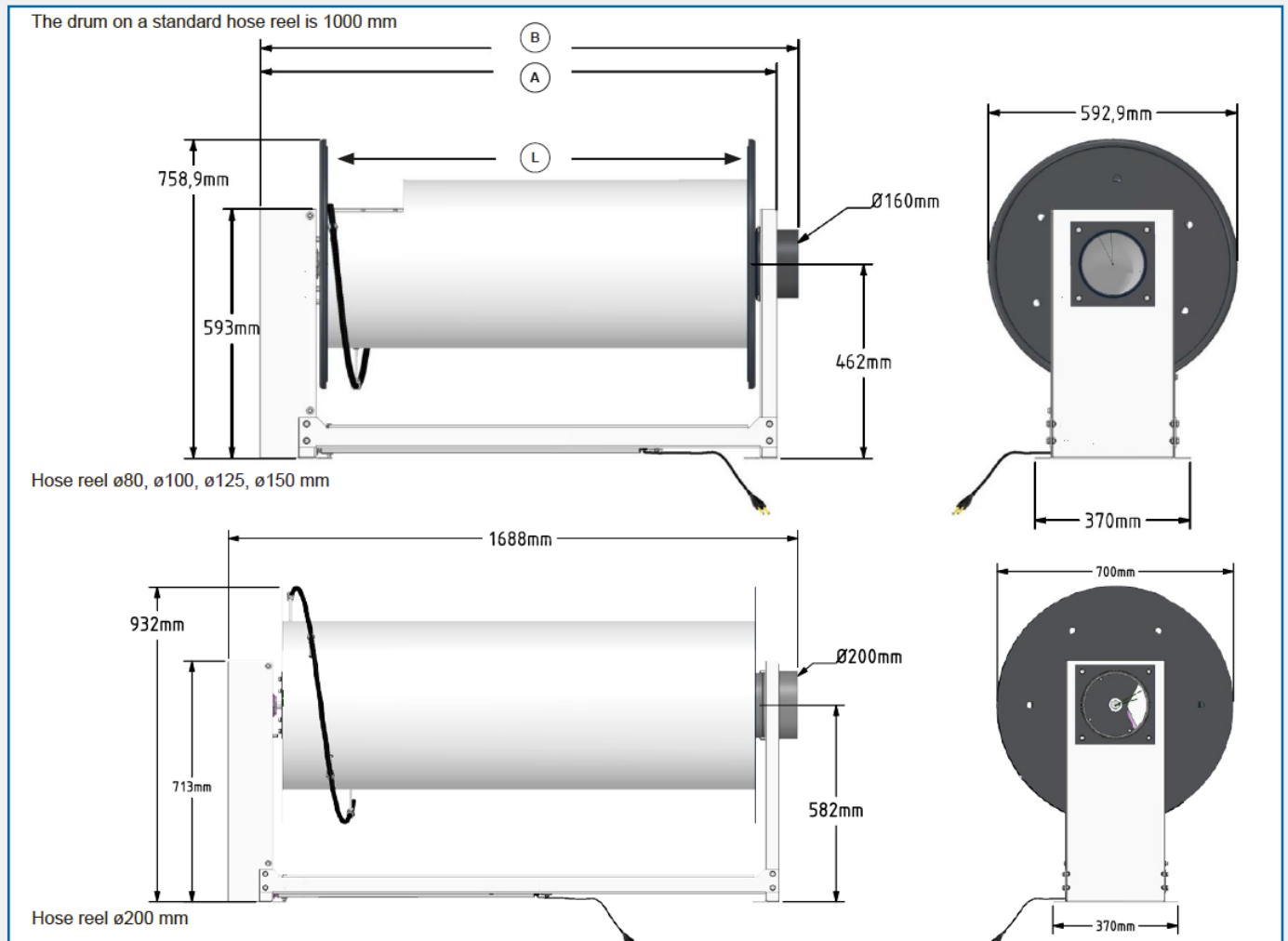
PRESSURE DROP



AES OFFER INSTALLATION AND SERVICE SUPPORT FOR ALL EQUIPMENT

GEOVENT HOSE REEL GTE - 5, 7.5, 10 or 15 m

PART CODES



GTE/GTS	L	A	B
750 mm	750 mm	980 mm	1031 mm
1000 mm	1000 mm	1230 mm	1281 mm
1400 mm	1400 mm	1630 mm	1681 mm

AES OFFER INSTALLATION AND SERVICE SUPPORT FOR ALL EQUIPMENT