

## BOFA FUMECAB 1000 iQ CC FUME EXTRACTOR



### TECHNICAL SPECIFICATION

Dimensions (L x W x H)	660 x 1000 x 1026 mm
Opening Dimensions (L x W x H)	650 x 1000 x 285 mm
Voltage	230 V
Power Consumption	6 amps - 50/60 Hz
Face Velocity	0.4 m/s
Max. Face Velocity	0.6 m/s
Cabinet Construction	Powder Coated Mild Steel
Weight	120 kg
Exhaust Outlet (optional)	125 mm
Pre Filter Media	Borosilicate pleat - Cardboard
Pre Filter Efficiency	H11 99% @ 0.3 microns
HEPA/Gas Filter Media	Borosilicate - Zintec Mild Steel
Treated Activated Carbon	17 kg
HEPA/Gas Filter Efficiency	99.997% @ 0.3 microns
Sound Level	<60 dB(A) (at typical operating speed)
Approvals	CE

### DESCRIPTION

The Bofa FumeCAB 1000 iQ is the complete cabinet fume extraction solution for a broad range of applications.

The FumeCAB 1000 iQ integrated filtration system has been designed to ensure compliance with the latest regulations. It provides users with an extra depth of working space for taller applications.

Bofa's iQ Operating System and ultrabright slimline energy saving LED lights come as standard making this system an ideal choice of fume extraction for a wide variety of applications.

### FEATURES

- Certified to BS 7989:2001 recirculatory filtration fume cabinet specification
- Reverse flow filter technology
- Energy saving ultra-bright slim line LED lighting
- Combined HEPA/Gas filter incorporating ACF technology
- Real time airflow reading
- High contrast display
- Remote diagnostics via USB
- UV lighting
- Side entry blind grommets for equipment access
- Interfacing (optional)
- Optional filter medias
- Ensures operational compliance with HSG258 guidelines
- Automatic flow control system
- Twin coated anti UV/anti splash protective polycarbonate visor
- Filters with long life and low replacement cost
- Independent filter condition monitoring, display and warnings
- "Run safe" operation
- Large working area
- Conformal coating blackout kit
- VOC gas sensor (optional)
- Stand (optional)

AES OFFER INSTALLATION AND SERVICE SUPPORT FOR ALL EQUIPMENT

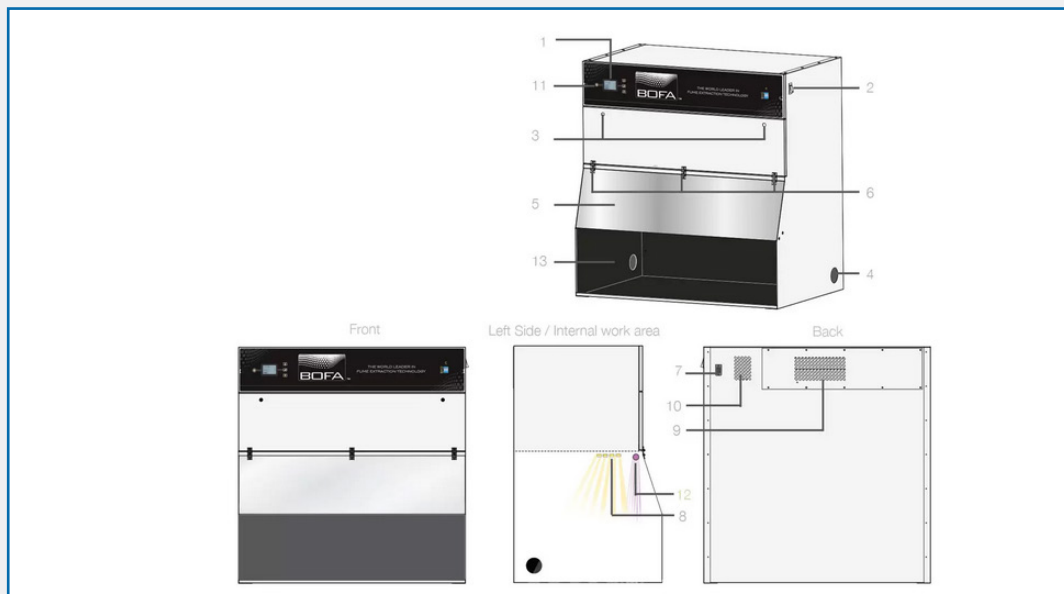
## BOFA FUMECAB 1000 iQ CC FUME EXTRACTOR

### PART CODE/ORDERING TABLE

FumeCAB 1000 iQ - 115 V	E2242A
FumeCAB 1000 iQ - 230 V	E2241A






### REPLACEMENT FILTERS

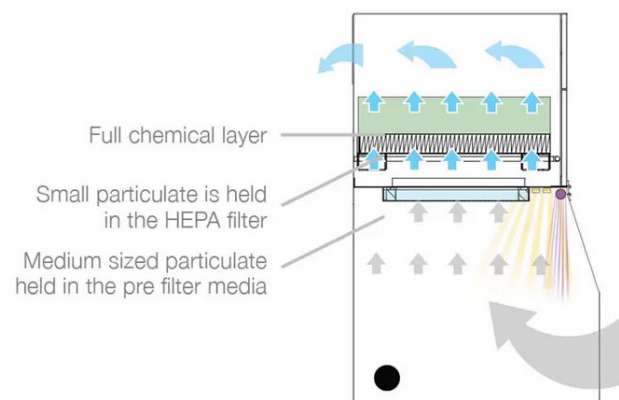
Pre Filter	A1030249
Combined HEPA/Gas	A1030250



- |                                    |                                    |                                    |
|------------------------------------|------------------------------------|------------------------------------|
| 1. iQ display                      | 2. On/off switch                   | 3. Filter compartment hinges       |
| 4. Cable entry grommet             | 5. Transparent visor               | 5. Transparent visor hinges        |
| 6. Transparent visor hinges        | 7. Power cable inlet               | 7. Power cable inlet               |
| 8. Internal LED lighting           | 8. Internal LED lighting           | 8. Internal LED lighting           |
| 9. Exhaust outlet                  | 9. Exhaust outlet                  | 9. Exhaust outlet                  |
| 10. Cooling air inlet              | 10. Cooling air inlet              | 10. Cooling air inlet              |
| 11. Standby button                 | 11. Standby button                 | 11. Standby button                 |
| 12. Optional internal UV lighting  | 12. Optional internal UV lighting  | 12. Optional internal UV lighting  |
| 13. Internal magnetic blackout kit | 13. Internal magnetic blackout kit | 13. Internal magnetic blackout kit |
|                                    |                                    | 14. Optional stand                 |

### Airflow Through Filters

-  Contaminated air
-  Pre filter
-  HEPA filter
-  Chemical filter
-  Clean air



AES OFFER INSTALLATION AND SERVICE SUPPORT FOR ALL EQUIPMENT