


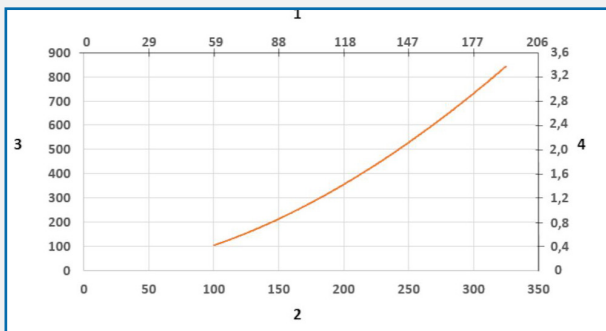
NEDERMAN FX2 75MM BENCHTOP EXTRACTION ARM



TECHNICAL SPECIFICATION

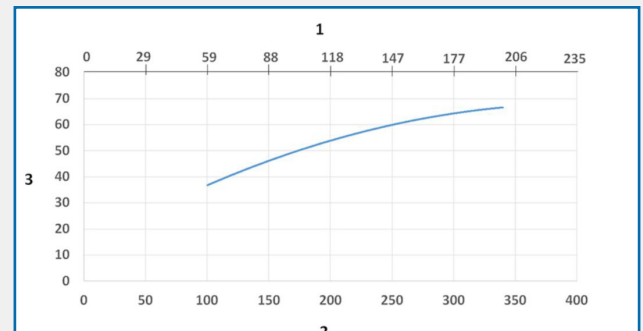
Airflow	110-240 m ³ /h
Arm Length	(See diagrams)
Extraction Arm Diameter	75
Installation	(Indoor)
Material	Tubes in anodized aluminium. Joints in PP plastic. Duct connectors in EPDM rubber. Minihood in PP plastic.
Fume Temperature	Max. 70°C
Noise Level	58 db(A) at 240 m ³ /h

PRESSURE DROP DIAGRAM



- 1) X-Axis: Air Flow Rate (cfm)
- 2) X-Axis: Air Flow Rate (m/h)
- 3) Y-Axis: Static Pressure Drop (Pa)
- 4) Y-Axis: Static Pressure Drop (in. wg.)

SOUND LEVEL DIAGRAM



- 1) X-Axis: Air Flow Rate (cfm)
- 2) X-Axis: Air Flow Rate (m/h)
- 3) Y-Axis: Sound Pressure Level (dB) (A)

DESCRIPTION

Nederman FX2 Arms are made of lightweight anodized aluminium sections, with three adjustable, composite friction joints. Offering strength and durability combined with easy handling, they can be used in many types of environment. They are especially suitable for applications where small, flexible and easy-to-use arms are required.

A robust and reliable all-round arm for general applications where there is little risk of electrical discharges or attack by aggressive chemicals.

FEATURES

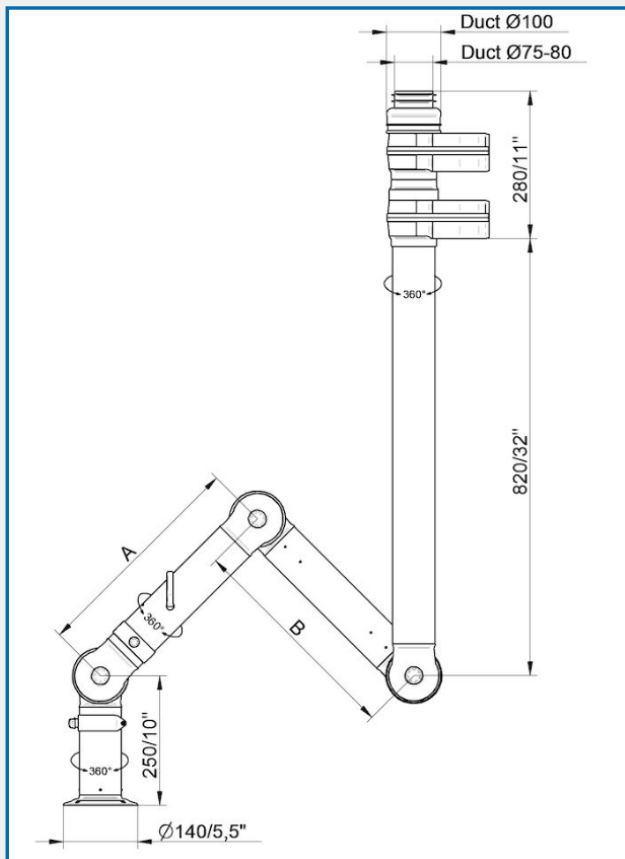
- Optimal efficiency and low noise provides safe and quiet working environment.
- Ceilings, walls and floors or fixed to worktops mountings and cut2fit extension profile gives maximum installation flexibility.
- The two outermost arm joints can rotate and swivel through 360°, which gives the unique maneuverability.
- The lean, smooth and easthetic design allows arms to fit in well in any environment without compromising its durability and reliability.
- Highly integrated products that save customers' time and costs, as well as providing the reliability and functionality to deliver a better performance.

AES OFFER INSTALLATION AND SERVICE SUPPORT FOR ALL EQUIPMENT

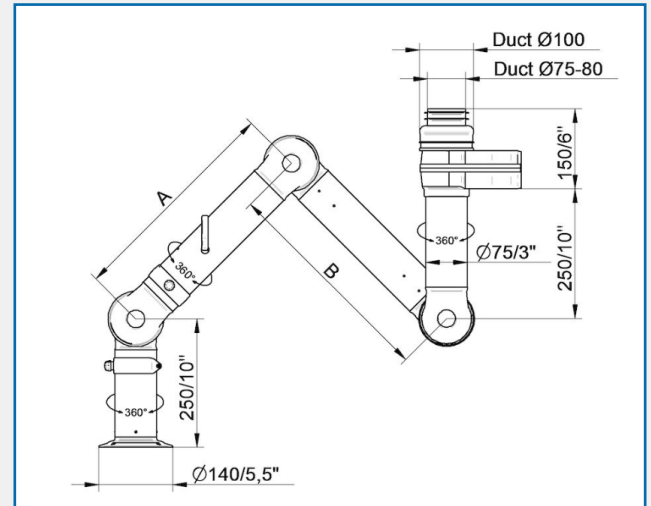
NEDERMAN FX2 75MM BENCHTOP EXTRACTION ARM

PART CODES

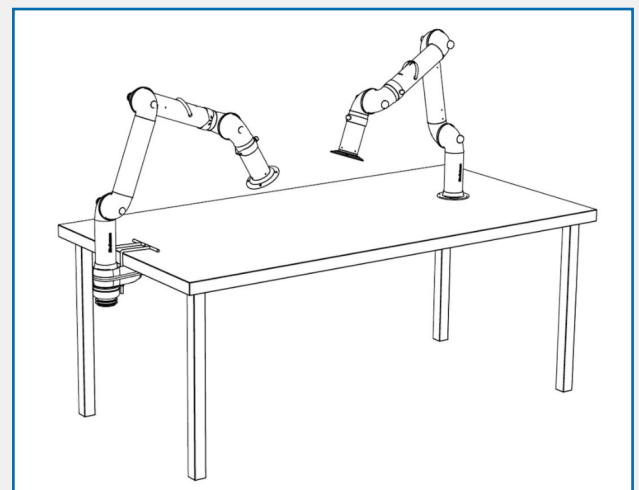
Description	Part Codes
FX2-ORIG-D75-L1100-Up-Low	70602344
FX2-ORIG-D75-L1100-Up-PLUS	70602444
FX2-ORIG-D75-L1100-Down-Low	70602544
FX2-ORIG-D75-L1100-Down-Through	70602644
FX2-ORIG-D75-L1500-Up-Low	70602744
FX2-ORIG-D75-L1500-Up-PLUS	70602844
FX2-ORIG-D75-L1500-Down-Low	70602944
FX2-ORIG-D75-L1500-Down-Through	70603044



- FX2-ORIG-D75-L1100-Up-PLUS
- Part Number: 70602444
- Max. working radius: 1090 mm (42.9 in)
- A: 420 mm (16.5 in)
- B: 420 mm (16.5 in)
- FX2-ORIG-D75-L1500-Up-PLUS
- Part Number: 70602844
- Max. working radius: 1450 mm (57.1 in)
- A: 500 mm (19.7 in)
- B: 700 mm (27.5 in)



- FX2-ORIG-D75-L1100-Up-Low
- Part Number: 70602344
- Max. working radius: 1090 mm (42.9 in)
- A: 420 mm (16.5 in)
- B: 420 mm (16.5 in)
- FX2-ORIG-D75-L1500-Up-Low
- Part Number: 70602744
- Max. working radius: 1450 mm (57.1 in)
- A: 500 mm (19.7 in)
- B: 700 mm (27.5 in)



Bench mounting examples:

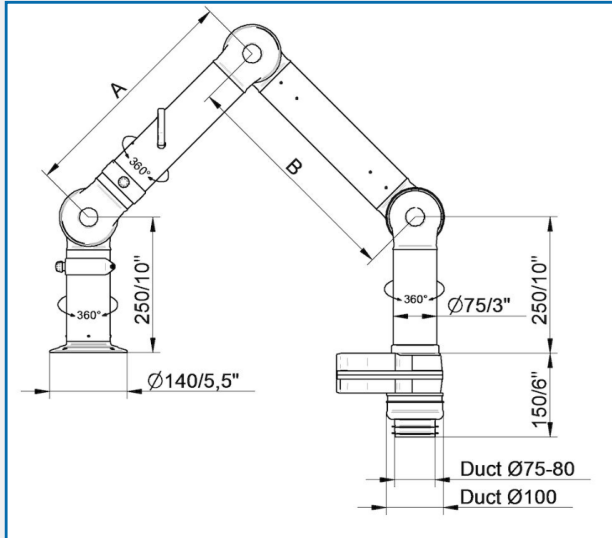
Left: FX2-Down-Low arm with following accessories:

- FX2-Bench bracket kit-D-50/75/100

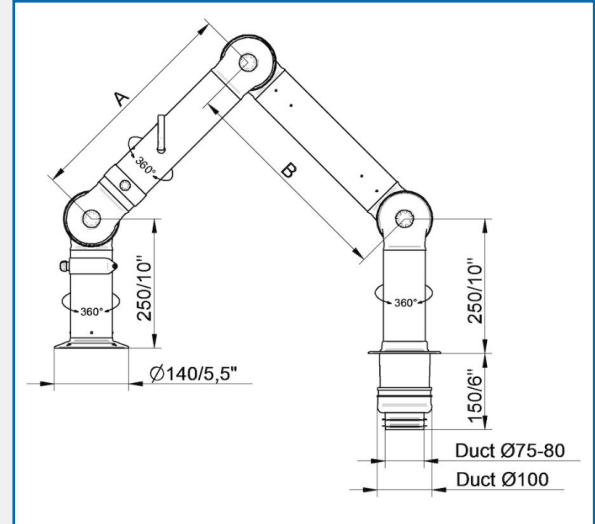
Right: FX2-Down-Through arm

AES OFFER INSTALLATION AND SERVICE SUPPORT FOR ALL EQUIPMENT

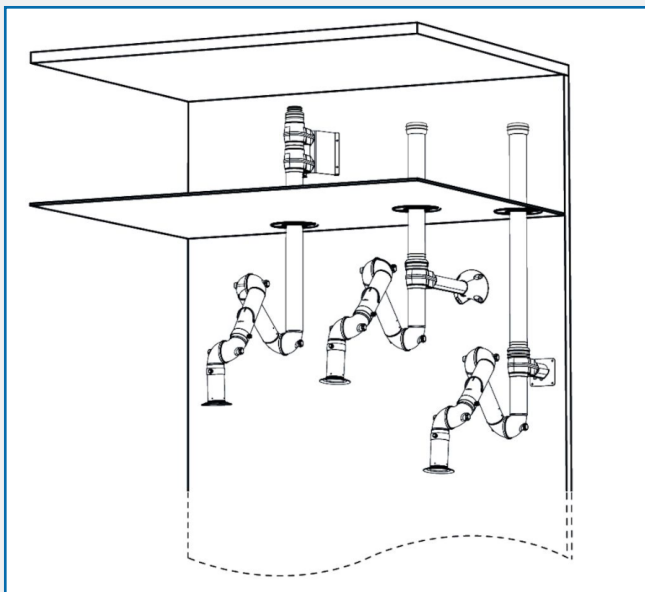
NEDERMAN FX2 75MM BENCHTOP EXTRACTION ARM



- FX2-ORIG-D75-L1100-Down-Low
- Part Number: 70602544
- Max. working radius: 1090 mm (42.9 in)
- A: 420 mm (16.5 in)
- B: 420 mm (16.5 in)
- FX2-ORIG-D75-L1500-Down-Low
- Part Number: 70602944
- Max. working radius: 1450 (57.1 in)
- A: 500 mm (19.7 in)
- B: 700 mm (27.5 in)



- FX2-ORIG-D75-L1100-Down-Through
- Part Number: 70602644
- Max. working radius: 1090 mm (42.9 in)
- A: 420 mm (16.5 in)
- B: 420 mm (16.5 in)
- FX2-ORIG-D75-L1500-Down-Through
- Part Number: 70603044
- Max. working radius: 1450 mm (57.1 in)
- A: 500 mm (19.7 in)
- B: 700 mm (27.5 in)



• Wall mounting examples:

Left: FX2-Up-PLUS arm with following accessories:

- FX2-Wall-P BRKT kit-D-50/75/100-L190
- FX2-Ceiling cover plate-PLUS

Middle: FX2-Up-Low arm with following accessories:

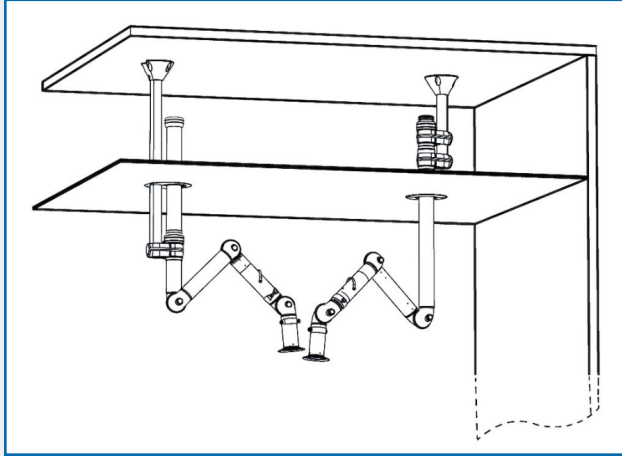
- FX2-Bracket kit-D-50/75/100-L500
- FX2-Ceiling cover plate-PLUS
- FX2-Alu duct
- FX2-Duct connector-ORIG/CHEM-D100

Right: Up-Low arm with following accessories:

- FX2-Wall BRKT kit-Flat-L 190-White
- FX2-Ceiling cover plate-PLUS
- FX2-Alu duct
- FX2-Duct connector-ORIG/CHEM-D100

AES OFFER INSTALLATION AND SERVICE SUPPORT FOR ALL EQUIPMENT

NEDERMAN FX2 75MM BENCHTOP EXTRACTION ARM



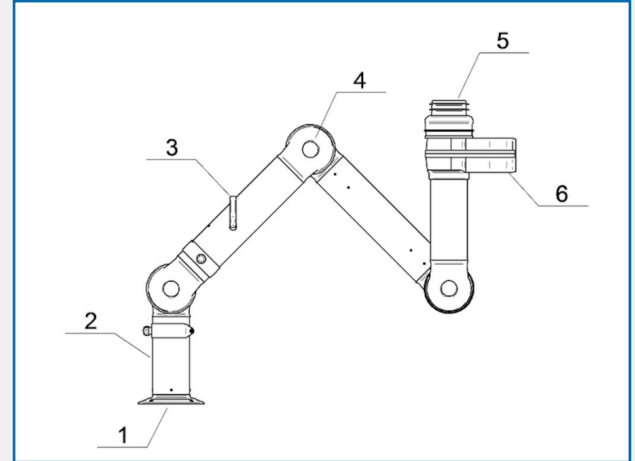
Ceiling mounting example:

Left: FX2-Up-Low arm with following accessories:

- FX-Classic bracket
- FX-Cut2fit extension-L1100
- FX2-Alu duct
- FX2-Duct connector-ORIG/CHEM-D100
- FX-Ceiling cover plate

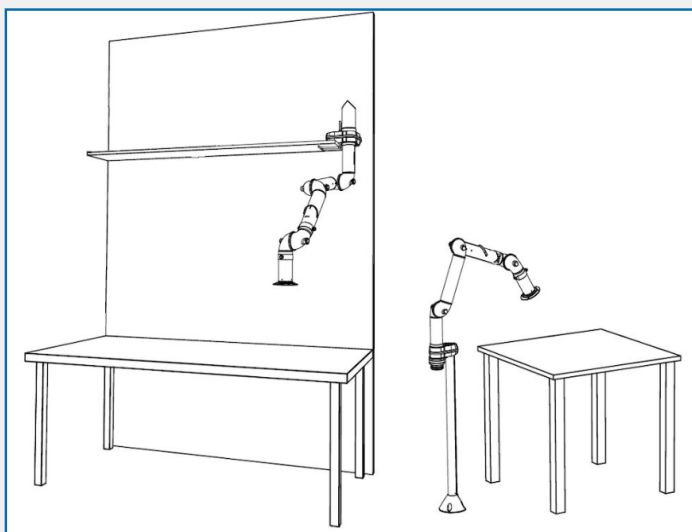
Right: FX2-Up-PLUS arm with following accessories:

- FX2-Bracket kit-D-50/75/100-L500
- FX2-Ceiling cover plate-PLUS



Material:

- 1) Flange: PP
- 2) Tubes: Aluminium, anodized 10 µm
- 3) Damper adjustment handle: Aluminium, anodized 10 µm
- Internal spring: Stainless Steel
- Damper blade: Conductive TP & PP plastic
- 4) Joints: PP with glass fibre reinforcement
- Plastic rings: PP with glass fibre reinforcement
- Axial locking rings: PP with glass fibre reinforcement
- Adjustment knobs: PA & EDS plastic
- Threaded shaft inside joints: Stainless Steel
- 5) Duct connector: EPDM Rubber
- 6) Swivel: Aluminium, powder coating
- Rivets: Aluminium
- Bearings swivel: PP plastic with glass fibre reinforcement



Other mounting examples:

Left: Shelf mounting with FX2-Up-Low arm with following accessories:

- FX2-Bench bracket kit

Right: Floor mounting with FX2-Up-Low arm and following accessories:

- FX-Classic bracket
- FX-Cut2fit extension-L1100

AES OFFER INSTALLATION AND SERVICE SUPPORT FOR ALL EQUIPMENT

NEDERMAN FX2 75MM BENCHTOP EXTRACTION ARM



L1100-Up-Low



L1100-Down-Through



L1500-Down-Low



L1100-Up-PLUS



L1100-Down-Low



L1500-Up-Low



L1500-Down-Through



L1500-Up-PLUS

AES OFFER INSTALLATION AND SERVICE SUPPORT FOR ALL EQUIPMENT