

AIRBENCH FN DOWNDRAUGHT BENCH



GENERAL SPECIFICATIONS

Power Supply	230v Single Phase - 110v/415v Available
Surface Loading	150 kg - Higher Loadings on Request
Finish	Textured Grey powder coat - other finished available on request
Noise Level	~70 dB(A) average across range @ 1m from Bench

Specifications vary for some filter configurations - "A" configuration shown.

Dimensions nominal; specifications subject to change

DESCRIPTION

The heavy duty AirBench FN range comprises 5 downdraught benches in which filters are accessed via a hinged front panel for operator convenience; suitable for most applications but designed to cope with heavy industrial use.

FN models can be supplied with a wide range of alternative filter configurations to suit different fume and dust extraction applications.

FEATURES

- Heavy Duty 2mm steel
- Fully welded and powder coated
- 3mm steel surface, perforated and powder coated
- Spring clamped filters
- **Optional** - On/Off switch or speed control
- **Optional** - Filter Monitoring
- Easy Filter removal

FILTER CONFIGURATIONS

Filter Category	Applications	Filters
A - Non Sparking Dusts	Aluminium, Wood, GRP, Stone Denibbing, Atmospheric dust	EU4/100 Pleated Panel
H - Fine Dusts	Toner, Carbon Fibre	EU8 Pleated Panel
F - Fine Dusts / Two Stage Filtration	Toner, Carbon Fibre & Higher Use Applications	EU4/50 Pleated Panel F7 High Efficiency Panel
B - Very Fine Dusts	Fingerprinting, Conservation Rapid Prototyping, Model Making	EU4/50 Pleated Panel F9 High Efficiency Panel
L - HEPA Filtered	Hazardous dust, optical, pharmaceuticals, cleanrooms	EU4/50 Pleated Panel Carbon Panel
E - Low Volume Fume	Solvents, Adhesives, Gases, Conformal Coating, Airbrushing, Spray Painting, Low Volumes	EU4/50 Pleated Panel Carbon Panel
S - Smoke and Fume	Soldering, Conservation, Brazing	EU4/50 Pleated Panel Carbon Panel F9 High Efficiency Panel
C - Light Sparks	Light ferrous sanding, deburring, finishing, light sparks only	Labyrinth Baffle Disposable Media Pad F5/50 Flame retardant

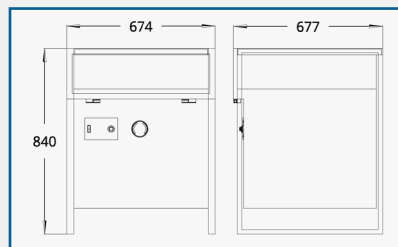
AES OFFER INSTALLATION AND SERVICE SUPPORT FOR ALL EQUIPMENT

AIRBENCH FN DOWNDRAUGHT BENCH

AVAILABLE MODELS

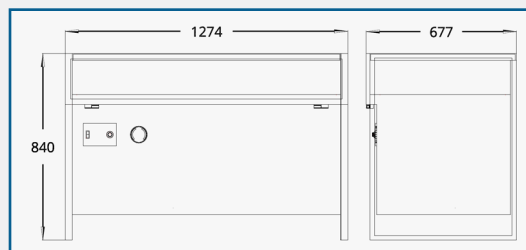
FN066784

Fan Type	Forward Curved Centrifugal
Fan Power	0.17 kW
Airflow	1500 m ³ /h @ 100 Pa 1.5 m/s at surface
Dimensions	674 x 677 x 840 mm
Actual Vented Area	610 x 656 mm



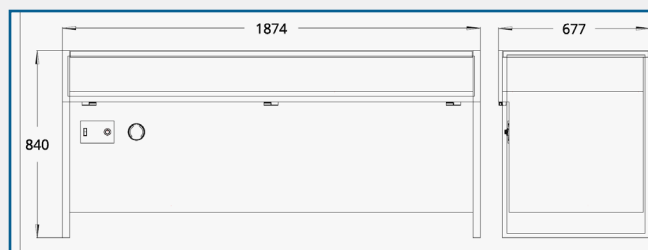
FN126784

Fan Type	Forward Curved Centrifugal
Fan Power	0.37 kW
Airflow	3000 m ³ /h @ 100 Pa 1.5 m/s at surface
Dimensions	1274 x 677 x 840 mm
Actual Vented Area	1210 x 656 mm



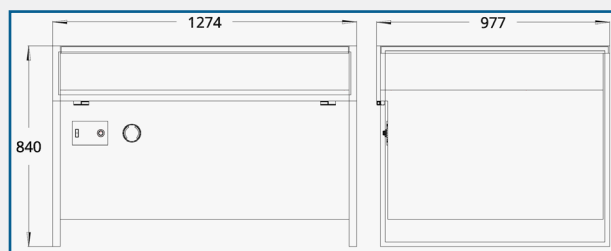
FN186784

Fan Type	Forward Curved Centrifugal
Fan Power	0.57 kW
Airflow	4500 m ³ /h @ 100 Pa 1.5 m/s at surface
Dimensions	1874 x 677 x 840 mm
Actual Vented Area	1810 x 656 mm



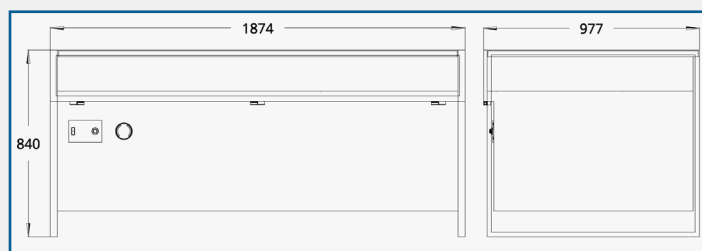
FN129784

Fan Type	Forward Curved Centrifugal
Fan Power	0.57 kW
Airflow	4500 m ³ /h @ 100 Pa 1.5 m/s at surface
Dimensions	1274 x 977 x 840 mm
Actual Vented Area	1210 x 956 mm



FN189784

Fan Type	Forward Curved Centrifugal
Fan Power	2 x 0.57 kW (1.14 kW total)
Airflow	6250 m ³ /h @ 100 Pa 1.5 m/s at surface
Dimensions	1874 x 977 x 840 mm
Actual Vented Area	1810 x 956 mm



AES OFFER INSTALLATION AND SERVICE SUPPORT FOR ALL EQUIPMENT

AIRBENCH FN DOWNDRAUGHT BENCH - ACCESSORIES

Modrack		
	500 enclosure w/ mounts	2 x socket service channel Airline service channel Airline/socket channel 110 V service channel
	Posts Light and support shelf 300 mm shelf Rear panel with bin rails 2 x socket service panel Airline service panel Airline/socket panel 110 V socket panel	
1m Enclosure with Top	Dimensions	Part Codes
	600 x 600	604014
	600 x 900	604015
	1200 x 600	604016
	1800 x 600	604017
	1200 x 900	604018
	1800 x 900	604019
300 mm enclosure		
	600 x 600	604001
	600 x 900	604002
	1200 x 600	604003
	1800 x 600	604005
	1200 x 900	604006
	1800 x 900	604007

AES OFFER INSTALLATION AND SERVICE SUPPORT FOR ALL EQUIPMENT

AIRBENCH FN DOWNDRAUGHT BENCH - ACCESSORIES

Rubber matting	Dimensions	Part Codes
	600 x 600	607003 x 1
	600 x 900	607001 x 1
	1200 x 600	607002 x 1
	1800 x 600	607004 x 1
	1200 x 900	607001 x 2
	1800 x 900	607001 x 3
MDF surfaces		
	600 x 600	607010
	600 x 900	607013
	1200 x 600	607011
	1800 x 600	607012
	1200 x 900	607014
	1800 x 900	607015
Castors	Item	Part Code
	Castors	WFP
Adjustable height		
	Lifting Mechanism - Manual	602200
	Lifting Mechanism - Powered	602201

AES OFFER INSTALLATION AND SERVICE SUPPORT FOR ALL EQUIPMENT