

AES BC DOWNDRAFT BENCH FOR NON-SPARKING DUST APPLICATIONS



DESCRIPTION

The GEF BC downdraft bench is equipped with a powerful fan and 4 highly efficient cleanable cartridge filters. Capable of dealing with dust loads from materials such as MDF, Plywood, Plastics and metals such as copper and brass. Please note this bench is not suitable for any process that produces sparks or intense heat.

Using compressed air, the filters are cleaned by a pulse system, which frees excess dusts from the filters, causing these dusts to collect in the drawers located at the bottom of the unit. The BC benches are supplied with a 1M silencer, reducing the output noise of the unit and exhausting the clean air at high level.

Side panels on the unit help create a partial enclosure and ensure correct airflow from the downdraft system, further protecting the user. An inbuilt pressure gauge constantly monitors system performance.

TECHNICAL SPECIFICATION

| | BC 10 - 1 metre | BC 20 - 2 metres | BC 30 - 3 metres |
|----------------------|------------------------------------|------------------------------------|------------------------------------|
| Dimensions | 1200 x 1100 x 1400 mm | 2000 x 1100 x 1400 mm | 3000 x 1100 x 1400 mm |
| Working Area | 1100 x 950 mm | 1930 x 950 mm | 2930 x 950 mm |
| Voltage | 230 V or 400 V 3 Phase | 230 V or 400 V 3 Phase | 400 V 3 Phase |
| Fan Power | 1.1 kW | 2.2 kW | 3 kW |
| Max. Temperature | 80°C | 80°C | 80°C |
| Max. Air Flow | 2,000 m ³ /h | 4,500 m ³ /h | 4,800 m ³ /h |
| Number of Cartridges | 2 | 4 | 4 |
| Cartridge Size | Ø350 x 600 mm | Ø350 x 600 mm | Ø350 x 1000 mm |
| Filter Tissue | Polyester with fireproof treatment | Polyester with fireproof treatment | Polyester with fireproof treatment |
| Filter Surface Area | 20 m ² | 40 m ² | 64 m ² |
| Number of Valves | 1 | 2 | 2 |
| Noise Level | 73 db(A) | 72 dB(A) | 74 dB(A) |

FEATURES


- Length from 1 to 3 meters
- Filter surface are from 20 to 64 m²
- Inlet fan power of 1.1, 2.2 and 3 kW
- Switch for fan cleaning operations
- Painted solid tubular desk
- AES can provide the BC bench in any RAL colour of your choice. Please specify when ordering.

OPTIONS

- Heavy Duty Castor Wheels
- Vice Preparation
- Table weight upgrade to 250 kg/m²
- Knee Space (300mm table extension with NO EXTRACTION)
- Full enclosure fitted with lighting
- Straight slotted work surface

AES OFFER INSTALLATION AND SERVICE SUPPORT FOR ALL EQUIPMENT


AES BC DOWNDRAFT BENCH FOR NON-SPARKING DUST APPLICATIONS



METAL MESH PRE-FILTERS

The metal panel pre-filters within the BC series benches provide a means of catching large particles from the welding or grinding process. The mesh captures hot fragments of metal found particularly when grinding, arresting any sparks, and stopping them from reaching the main cartridge filter. These filters simply slot into place, sitting over the main cartridge.

The ability to grind and weld on the same table brings maximum flexibility to the unit, and creates a great all-in-one solution for many workshops or fabrication businesses.



FIREPROOF CARTRIDGE FILTERS

These cartridge filters collect fine particles created during welding and grinding processes. The filter chamber is fitted with a compressed air system, which pushes pulses of air through the filter media in order to clean fine dusts, and lengthen the overall lifespan of the filter cartridge dramatically.


With 4 cartridges installed within the system, ample filtration area is available for most moderate welding or grinding scenarios. The cartridges are easy to replace, simply locking into place and bolted securely.



DUST COLLECTION DRAWER

As the pulse filter cleaning system releases particles from the filter surface they drop down into a collection tray located at the bottom of the bench, this allows the user to collect the dust particles manually.

The collection drawer is produced from the same galvanised steel construction as the bench, and features a heavy duty handle to ensure maximum longevity.



SILENCED DUCTING

The BC series bench can be fitted with a length of silenced duct in order to lower the sound output of the fan. The silenced duct length is connected via a 90 degree section of ducting, which bolts directly to the side of the unit.

This silencing system ensures that the user can operate the system safely without the need for advanced ear protection. Additional benefits of the silenced ducting discharge stack at the side of the BC benches is that the recirculating cleaned air is exhausted at high level, away from the operators breathing zone. This is beneficial as exhausting the air at floor level can also cause disturbance of general workshop dust in the area.

AES OFFER INSTALLATION AND SERVICE SUPPORT FOR ALL EQUIPMENT