

## GEOVENT CENTRIFUGAL FAN MSFG 180



### DESCRIPTION

The Geovent MSFG centrifugal fan with forward curving impeller is used for extraction within industry for spot extraction from work processes such as welding fumes, soldering smoke, exhaust extraction, grinding and painting extraction.

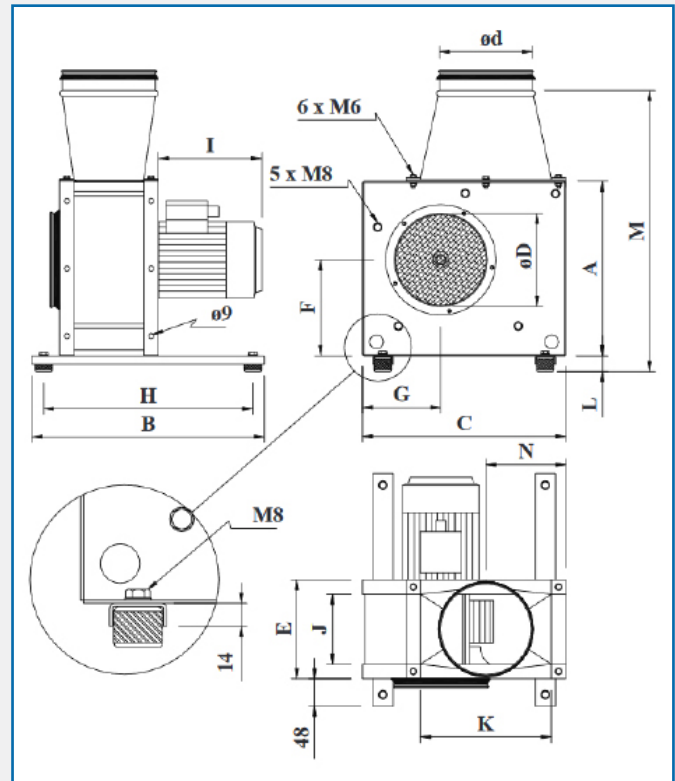
The MSFG centrifugal fans with forward curving impeller are produced in sizes from 400 m<sup>3</sup>/h to 4.900 m<sup>3</sup>/h in medium pressure ranges. The fans are ideal for both individual extraction and larger central extraction systems.

The fan is made 100% galvanized steel for optimum corrosion resistance and therefore it is suitable for outdoor roof or wall installation.

A full range of accessories is available such as flex connection, mountings, rain shield, motor protection, pressure monitor and soundproof box. As standard we supply supporting bracket with vibration absorbers, inlet nozzle with net and clamp for mounting the required outlet flange.

### TECHNICAL SPECIFICATION

Motor	Directly driven by a B5
Flange Motor	Sealing Class IP-55
Voltage	3x400V or 1x230V / 50Hz
Airflow (MSFG)	1550 m <sup>3</sup> /h
Pressure (MSFG)	900 Pa



**Dimension Table for MSFG Fans (mm)**

Type	180
A	300
B	400
C	350
D	160
E	168
F	165
G	135
H	360
I	178
J	120
K	225
L	27
M	527
N	138
Weight	14 KG

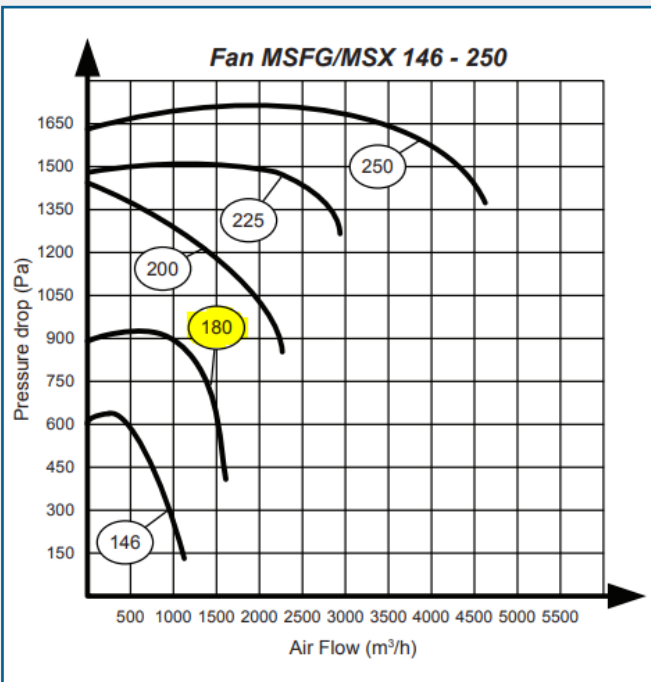
AES OFFER INSTALLATION AND SERVICE SUPPORT FOR ALL EQUIPMENT

## GEOVENT CENTRIFUGAL FAN MSFG 180

### PRESSURE LOSS - MSFG/MSX

The fans ampere usage is based on 3PH 400V motors. When Single Phase 230V motors (For fan sizes 146-200) are used, it is possible to use a factor of around 2.7 to get the approximate ampere usage (can vary depending on model).

The air measurements are made without using an outlet flange on the outlet side and at a temperature of 20°C. The pressure drop measured in Pascals indicates the static pressure of the fan.



### ACCESSORIES

**Soundproof box** for sound level reduction. The fan is enclosed in a wind and waterproof galvanised box. The sound is typically subdued to 8-15 dB(A)

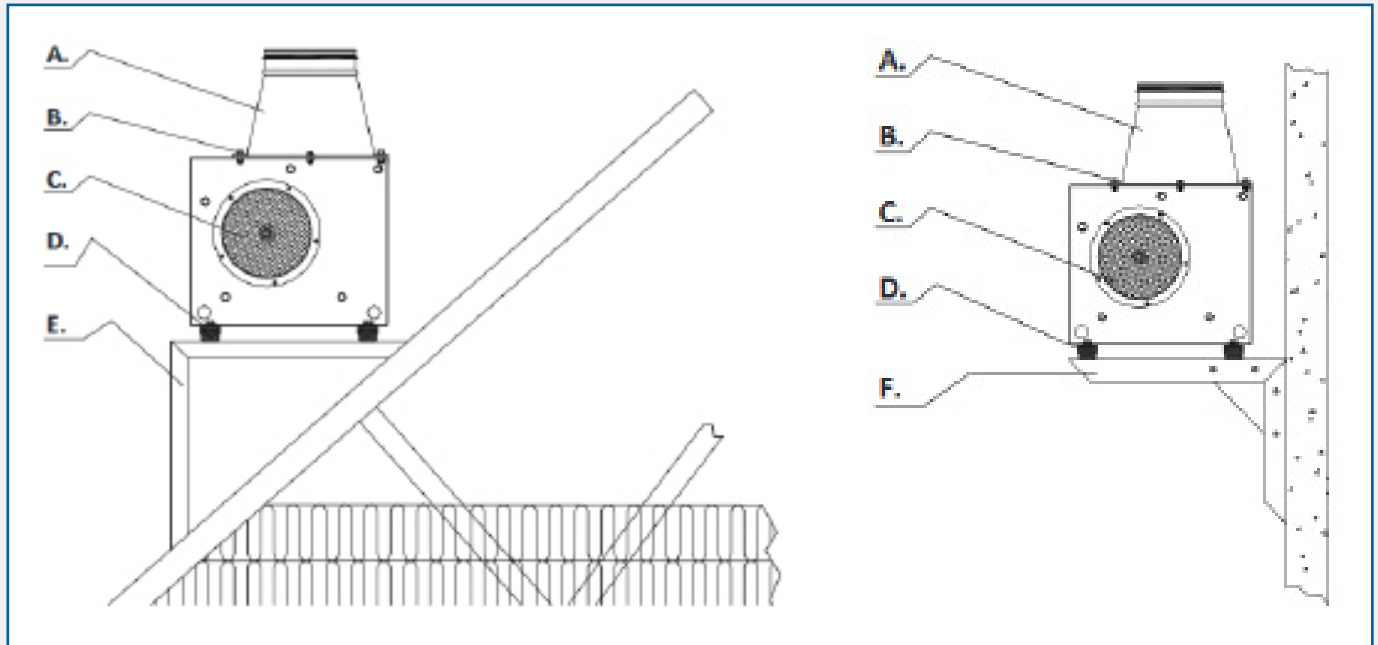


**Outlet flange**, in hot-galvanised steel. Supplied in several different sizes, used to transition from the fan's square yield.



AES OFFER INSTALLATION AND SERVICE SUPPORT FOR ALL EQUIPMENT

## GEOVENT CENTRIFUGAL FAN MSFG 180



### MOUNTING CONFIGURATIONS

**A** - Outlet flange  
**B** - Clamp  
**C** - Inlet in sleeve

**D** - Supporting Angles  
**E** - Roof Bracket GB15°-45°  
**F** - Wall Bracket

### PART CODES

AES Part code	Part. Number	Model	Power (kW)	Voltage (V)	Current (A)
DF-CF02-303	30-002	MSFG 180-3	0.55	400V 3PH	1.3
DF-CF02-103	30-006	MSFG 180-1	0.55	230V 1PH	2.25

### SOUND DATA - MEASURED AT INLET

Type	125 Hz	250 Hz	500 Hz	1000 Hz	2000 Hz	4000 Hz	8000 Hz	Lp, dB (A)	Lp, 1m
MSFG 180	70	80	69	64	65	59	54	74	68

AES OFFER INSTALLATION AND SERVICE SUPPORT FOR ALL EQUIPMENT