


BOTT VERSO VENTILATED DOOR CUPBOARDS



TECHNICAL SPECIFICATION

Base	Static Adjustable Feet
Carcass U.D.L	1000 kg
Number of Shelves	2-4
Shelf Capacity U.D.L	60 kg
Locking Mechanism	Proprietary Paddle Handle & 3 Point Latch Lock

AVAILABLE MODELS/AES ORDERING FORM

Model No.	Dimensions	Shelves
16926710.11	525 x 350 x 800mm	2
16926711.11	525 x 350 x 900mm	2
16926712.11	525 x 350 x 1000mm	2
16926713.11	525 x 350 x 2000mm	4
16926720.11	525 x 550 x 800mm	2
16926721.11	525 x 550 x 900mm	2
16926722.11	525 x 550 x 1000mm	2
16926723.11	525 x 550 x 2000mm	4

DESCRIPTION

The BOTT Verso shelf cupboard offers strength and durability for long lasting use. It features welded steel construction, a three point locking door and galvanised shelves with a high load capacity for safe and secure storage in the workplace.

Available in a choice of finishes:

- light grey
- gentian blue
- crimson red
- anthracite grey.





FEATURES

- Up to 60kg U.D.L Capacity Galvanised Shelves
- Ventilated Steel Doors Help Dry Contents
- High Quality Matt Texture Powder Coat
- Push-to-Shut 3 Point Slam Bolt & Paddle Action Handle

INCLUDED

- Shelves - Adjustable
- Locking doors and keys (2)
- Static Adjustable Feet

AVAILABLE COLOURS

Gentian Blue .11 	Light Grey .16 
Crimson Red .24 	Anthracite Grey .19 

AES OFFER INSTALLATION AND SERVICE SUPPORT FOR ALL EQUIPMENT