

## CUBIO PERFO LINED HINGED DOOR CUPBOARDS



### TECHNICAL SPECIFICATION

Base	Static Adjustable Feet
Carcass U.D.L	1000 kg
Number of Shelves	1-4
Shelf Capacity U.D.L	100 kg
Door Lining	Reinforcing Perforated Tool Panel
Locking Mechanism	Proprietary Paddle Handle & 3 Point Latch Lock



### DESCRIPTION

The BOTT Cubio Cupboard with Perfo Panel Lined Doors offers durable and exceptional value storage for a range of workplace environments. This cupboard's Perfo panel lined doors provides additional and convenient storage space for tools and components.

Available in a choice of finishes:

- light grey
- gentian blue
- crimson red
- anthracite grey.

### INCLUDED

- 1-4 Shelves - Adjustable
- Locking doors (2) and keys (2)
- Static Adjustable Feet

### FEATURES

- Up to 100kg U.D.L Capacity Galvanised Shelves
- Heavy Duty Fully Perforated Steel Doors
- High Quality Matt Texture Powder Coat
- Push-to-Shut 3 Point Slam Bolt & Paddle Action Handle

AES OFFER INSTALLATION AND SERVICE SUPPORT FOR ALL EQUIPMENT




## CUBIO PERFO LINED HINGED DOOR CUPBOARDS

### AVAILABLE MODELS/ORDERING FORM

Dimensions	Shelves	Product Code
<b>525(W) x 525(D) Models</b>		
525 x 525 x 600mm	1	40010095.11V
525 x 525 x 700mm	1	40010096.11V
525 x 525 x 800mm	2	40010097.11V
525 x 525 x 900mm	2	40010125.11V
525 x 525 x 1000mm	2	40010098.11V
525 x 525 x 1200mm	3	40010099.11V
<b>800(W) x 525(D) Models</b>		
800 x 525 x 800mm	2	40012077.11V
800 x 525 x 900mm	2	40012115.11V
800 x 525 x 1000mm	2	40012078.11V
800 x 525 x 1200mm	3	40012079.11V
800 x 525 x 1600mm	3	40012081.11V
800 x 525 x 2000mm	4	40012084.11V
<b>1050(W) x 525(D) Models</b>		
1050 x 525 x 800mm	2	40013046.11V
1050 x 525 x 900mm	2	40013077.11V
1050 x 525 x 1000mm	2	40013047.11V
1050 x 525 x 1200mm	3	40013048.11V
1050 x 525 x 1600mm	3	40013050.11V
1050 x 525 x 2000mm	4	40013053.11V
<b>1300(W) x 525(D) Models</b>		
1300 x 525 x 800mm	2	40014046.11V
1300 x 525 x 900mm	2	40014066.11V
1300 x 525 x 1000mm	2	40014047.11V
1300 x 525 x 1200mm	3	40014048.11V
1300 x 525 x 1600mm	3	40014050.11V
1300 x 525 x 2000mm	4	40014053.11V

Dimensions	Shelves	Product Code
<b>650(W) x 650(D) Models</b>		
650 x 650 x 800mm	2	40019120.11V
650 x 650 x 900mm	2	40019163.11V
650 x 650 x 1000mm	2	40019121.11V
650 x 650 x 1200mm	3	40019122.11V
650 x 650 x 1600mm	3	40019158.11V
650 x 650 x 2000mm	4	40019125.11V
<b>800(W) x 650(D) Models</b>		
800 x 650 x 800mm	2	40020110.11V
800 x 650 x 900mm	2	40020144.11V
800 x 650 x 1000mm	2	40020111.11V
800 x 650 x 1200mm	3	40020112.11V
800 x 650 x 1600mm	3	40020114.11V
800 x 650 x 2000mm	4	40020117.11V
<b>1050(W) x 650(D) Models</b>		
1050 x 650 x 800mm	2	40021094.11V
1050 x 650 x 900mm	2	40021205.11V
1050 x 650 x 1000mm	2	40021095.11V
1050 x 650 x 1200mm	3	40021096.11V
1050 x 650 x 1600mm	3	40021098.11V
1050 x 650 x 2000mm	4	40021101.11V
<b>1300(W) x 650(D) Models</b>		
1300 x 650 x 800mm	2	40022046.11V
1300 x 650 x 900mm	2	40022102.11V
1300 x 650 x 1000mm	2	40022047.11V
1300 x 650 x 1200mm	3	40022048.11V
1300 x 650 x 1600mm	3	40022050.11V
1300 x 650 x 2000mm	4	40022053.11V

### AVAILABLE COLOURS

Colour Ordering Code	Gentian Blue .11	Light Grey .16	Crimson Red .24	Anthracite Grey .19
				

AES OFFER INSTALLATION AND SERVICE SUPPORT FOR ALL EQUIPMENT