

NEDERMAN 24/7 2.5 FUME EXTRACTOR



TECHNICAL SPECIFICATION

Voltage	400 V
Power Consumption	2.5 kW - 50/60 Hz
Working Pressure	37.5 kPa
Max. Airflow	270 m³/h
Filter cleaning method	Compressed air
Weight	59 kg
Filter Area	5 m²
Filter Type	Cartridge
Filter Efficiency	99 %
Filter Material	Polyester
Electric Plug	Euro (CEE 7/2 P+E)
Sound Level	73 dB(A)

DESCRIPTION


The FE 24/7 2.5 is a mobile high vacuum unit designed to extract welding fumes in a continuous basis. Connected to a welding torch with integrated extraction, the FE 24/7 2.5 units extracts the fumes directly at source for one or two welders.

Automatic filter cleaning, side channel fans with high capacity and all special values that a Nederman product offers.

Upgrade with automatic start/stop function is available for user-friendly operation and improved energy efficiency. The unit comes with 5 m electric cable with CEE plug.

FEATURES

- Fumes are extracted efficiently during long shifts of welding thanks to the continuous run, efficient and maintenance-free side channel blower.
- Easy adjustment of airflow depending on application improves productivity and energy efficiency.
- Efficient and automatic filter cleaning assures long filter for low operating cost.
- Integrated spark trap protects the FE 24/7 from sparks and minimises the risk of damages to the filter cartridge.
- Filtered air can re-circulated even when particulates are from high alloy steel (EN 15012).



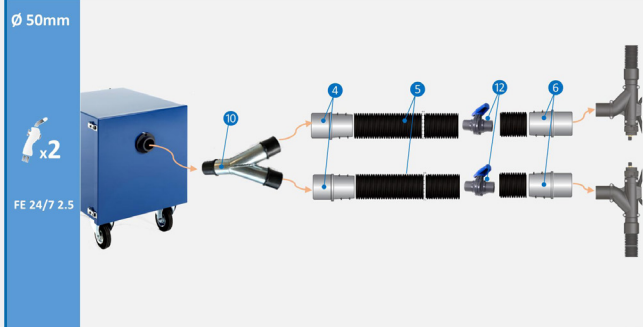
Ø45MM CONNECTION

Accessories configuration for one user, 45 mm connection:

- (1)** Hose coupler M50-44P, part. 55999418
- (2)** Hose Superflex Ø45mm Black 5m, part. 55999411
- (3)** Nozzle TM-200 Funnel, part. 55999413
- (13)** Sensor Clamp with plug for automatic start/stop, part. 55999410

AES OFFER INSTALLATION AND SERVICE SUPPORT FOR ALL EQUIPMENT


NEDERMAN 24/7 2.5 FUME EXTRACTOR



Ø50MM CONNECTION

Accessories configuration for two users, 50mm welding machine connection

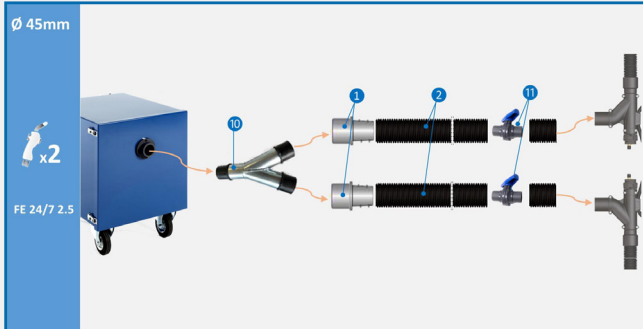
- (10) Branch 50/50/50, part. 55999420
- (4) Hose Coupler M50-50P, part. 55999416
- (5) Hose PE-51 L=5m, part. 55999412
- (12) Ball valve 51mm, part. 55999421
- (6) Hose Coupler F50-50P, part. 55999417



Ø50MM CONNECTION

Accessories configuration for one user, 50mm welding machine connection

- (4) Hose Coupler M50-50P, part. 55999416
- (5) Hose PE-51 L=5m, part. 55999412
- (6) Hose Coupler F50-50P, part. 55999417
- (7) Nozzle CWN-S 105/50 Silencer, part. 55999415
- (8) Nozzle CWN-S 105/50L Silencer, part. 55999414
- (9) Magnetic foot for nozzle CWN-S, part. 55999419
- (13) Sensor Clamp with plug for automatic start/stop, part. 55999410



Ø45MM CONNECTION

Accessories configuration for two users, 45mm welding machine connection

- (10) Branch 50/50/50, part. 55999420
- (1) Hose Coupler M50-44P, part. 55999418
- (2) Hose Superflex Ø45mm Black 5m, part. 55999411
- (11) Ball valve 44mm, part. 55999422



DIMENSIONS DRAWING

L= 750 mm
H= 680 mm
W= 530 mm

Nederman